



*Welcome to Hylton
Castle Primary*

Getting used to school days

- We have now moved to children starting school straight away on full days.
- Their school day will start at 8.45am and finish at 3.15pm.

Our doors open for a flexible drop off at 8.30am and close at 8.45am.

- First day of school – Monday 9th September

Reception Transition


- If your child attends our nursery, they will have the opportunity during their normal school day to meet staff and spend time in their new classroom.
- For those who are new to our school we would like to invite you and your child to meet staff and see their new classroom on Friday 28th June 10.30-11.30am.

Please note that Castle Kindergarten is not part of our school and if your child attends this nursery, they will need to attend a transition visit.

Getting to school on time

- It is important that children get to school on time. As early years children are very young, they rely on you to get them here.
- We will keep a record of lates, and this will be fed back termly.
- Even missing a few minutes a day can add up to a lot of learning time missed across the year.
 - They miss the important introductions in lessons.
 - It can impact negatively on children's emotional wellbeing.
 - It puts your child at a disadvantage to their peers.






Good Attendance

- *Good attendance is important for the same reasons. We do not want any children falling behind. Attendance is monitored.*
- *If your child is unwell.*
 - *Contact school from 7.30am via phone call.*
 - *Leave a message if earlier.*
 - *Email or send a text message*
 - *BEFORE 8.45am.*
- *After registration, any missing children with no reason will be contacted. Visits home will be made if we cannot contact you. It is important we have correct phone numbers.*
- *Holidays during school time will not be authorised!*

Please note: Fines to parents for nonattendance of school will be actioned.

School Uniform

- Jumper colour? Each key phase in school has a different colour. EYFS children wear **Bottle Green** jumpers or cardigans, black or grey trousers/skirt/dress and practical black shoes. A green gingham style summer dress can be worn in the summer months.
- Hairstyles and accessories? Small bows matching your child's uniform colour. No extreme haircuts.
- Jewellery? No
- PE Kits – Children will need to wear plain navy/black shorts or jogging bottoms and a plain navy/black hooded jacket. And a crew neck T-shirt in their house colour. T-Shirts can be purchased at the school office in all colours for £2.50 each. Children will wear their PE kit to school on PE days.



PLEASE put names on ALL items of clothing and shoes.

School Dinners

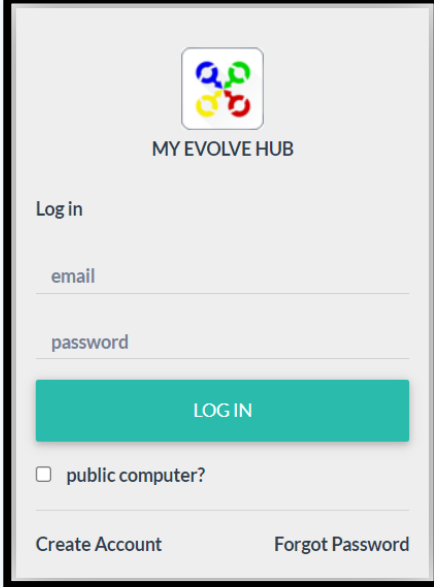
- Children will have their dinner in school. Staff take children into the dinner hall, help them get their food and ensure they are settled and eating. It is normal for children to not always eat their dinner at first. It takes time for the children to settle into their new routine.

Evolve!

We now use a pre order system where parents/carers will order a child's dinner in advance. When the child enters the dinner hall, they select their name on a screen which will prompt dinner staff to prepare the dinner which has been ordered for them.

We will do our best to tell you if a child did not like something or has asked to try new things. E.g. they may see mince and dumplings one day and want to try it next time it is on.

Please ensure you pick options with your child so they are aware of what they will be getting and that it is something they would like to try.

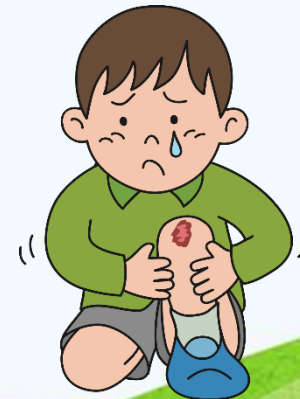


The image shows a login interface for 'MY EVOLVE HUB'. At the top is a logo consisting of four interlocking circles in blue, green, yellow, and red. Below the logo is the text 'MY EVOLVE HUB'. The interface includes a 'Log in' label, an 'email' input field, a 'password' input field, and a teal 'LOG IN' button. There is also a checkbox labeled 'public computer?' and two links at the bottom: 'Create Account' and 'Forgot Password'.



Accidents in school

- If your child has an accident in school, an accident form will be sent home to let you know what has happened and if any first aid was required.
- We will only contact you about head injuries or if any further medical attention is required.





What will you child learn?

EYFS Curriculum

Areas of Learning

- We follow the foundation stage profile curriculum which consists of 7 areas of learning split further into 17 aspects.

| PRIME Areas of Learning | |
|--|--|
| Communication & language | <ul style="list-style-type: none">• Listening, attention and understanding• Speaking |
| Personal, social and emotional development | <ul style="list-style-type: none">• Self-regulation• Managing self• Building relationships |
| Physical development | <ul style="list-style-type: none">• Gross motor skills• Fine motor skills |

| SPECIFIC Areas of Learning | |
|----------------------------|--|
| Literacy | <ul style="list-style-type: none">• Comprehension• Word reading• Writing |
| Mathematics | <ul style="list-style-type: none">• Number• Numerical patterns |
| Understanding the world | <ul style="list-style-type: none">• Past and present• People, culture and communities• The natural world |
| Expressive arts and design | <ul style="list-style-type: none">• Creating with materials• Being imaginative and expressive |

Characteristics of Effective Learning

Playing and Exploring

Children investigate and experience things. They are willing to 'have a go'

Engagement

Active Learning


Children concentrate and keep on trying when they encounter difficulties. They enjoy their achievements

Motivation

Creating and Thinking Critically

Children have and develop their own ideas. They make links between ideas and choose ways to do things

Thinking



Online Learning Journals

- We use online journals to evidence children's learning in school and at home.
- There is a parent app to download on your devices at home. Further information is in your pack. Once you have consented, you will receive an email to set up your child's account.
- Just to make you aware, although parents can only see their own children's learning journey, other children are likely to be in the photos.
- We do a lot of joint observations between children as part of their learning is about working with others and forming relationships.
- But we need to know if anyone does not wish for their child to be in photos on other children's learning journeys. This will have an impact on collecting evidence. Please come and speak with us if you have any questions about this.

Keeping Warm and Dry!



- Our door to outside is always open!
- Please ensure children have what they need to keep warm in colder months and protected from the sun in hotter months.
- We ask that all children have a pair of wellies and waterproofs to keep in school as they are used regularly.



- Children play in sand, water and mud, so will often get dirty and wet! It is important to have spare clothes in school. Please use a small bag or draw string bag as space is limited.

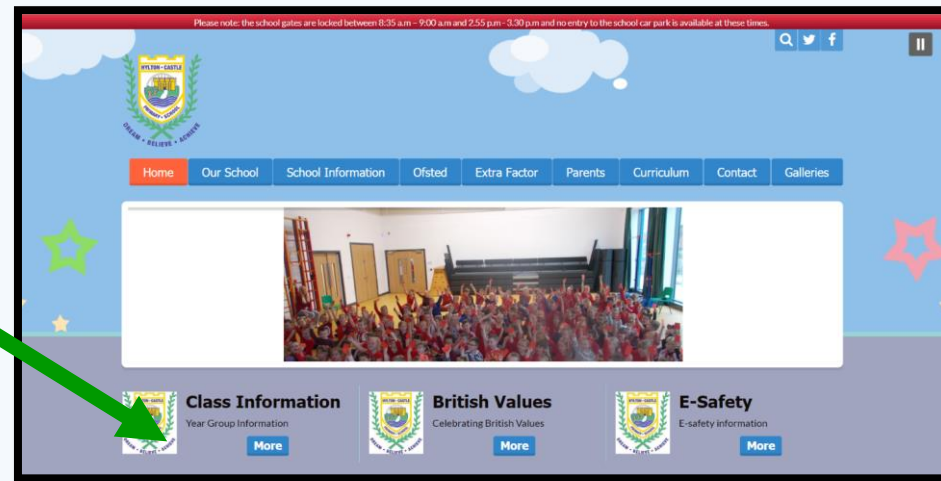
Homework

- We currently carry out a mixture of homework activities.
 - Weekly reading/phonics – books and Oxford Owl (online reading)
 - We use QR code to video lesson to support at home.
 - Maths activities – Game of the month.
 - Fine motor and handwriting activities.
 - Topic tasks/activities or projects.



School Website

- Keep up to date with what is going on in school.
- Our website contains all the relevant information you need to keep up with what your child is doing in school.




- There are also copies of all our school policies under the school tab – 'Policies and Procedures'.

School Facebook – Keep up to date



 **Hylton Castle Primary School Authorised Page**
@HyltonCastlePrimarySchool · Primary school

[Home](#) [Services](#) [Reviews](#) [Shop](#) [More](#) [Promote](#) [Search](#) [More](#) 

[Edit](#) [Edit Call Now](#)

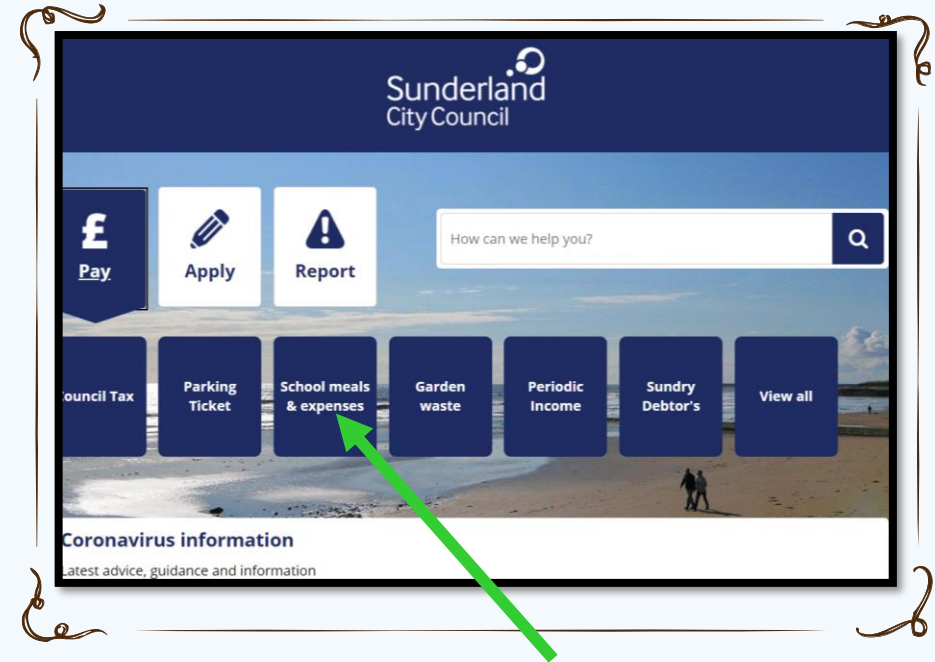
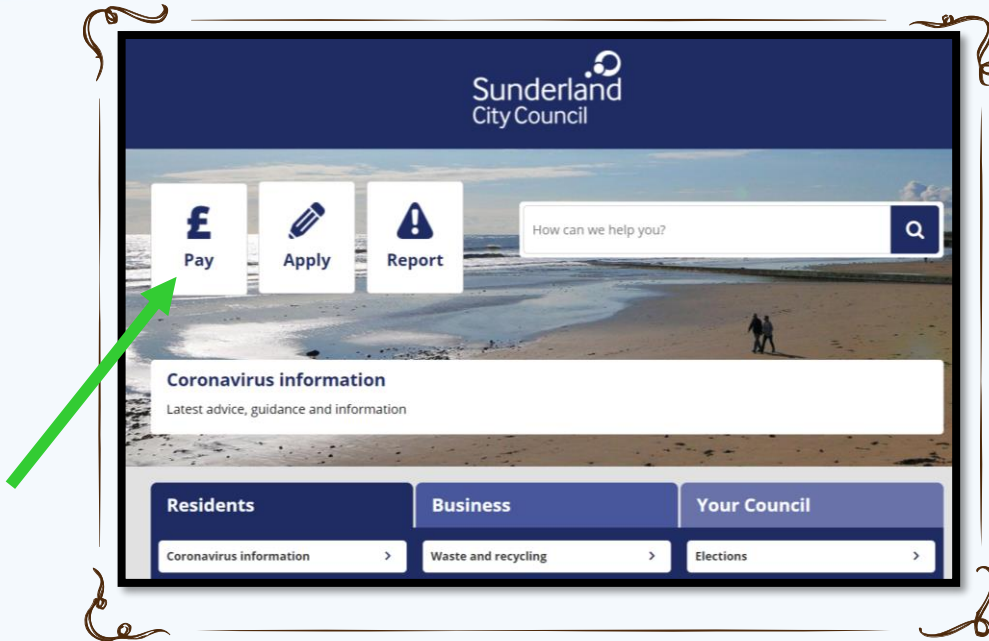
School Trips



- We try to organise as many trips as possible across the school year to enhance the children's learning, experiences and engagement in school.
- We aim to keep costs as low as possible and give parents plenty of notice. There is always the option of paying weekly if needed. Please come to us if you are in financial difficulty so we can help.
- Trips will be cancelled if not paid for by all children.



Online Payments



Payments for trips can now be made online using the following link. Click on 'pay', then 'school meals and expenses' and follow the instructions on screen.


www.sunderland.gov.uk/

Parent Involvement

- We like to get parents involved as much as we can. We will carry out the following once the children are settled into school.
- Reading sessions – Monday mornings
- Maths games sessions – Friday morning
- Regular workshares
- Information sessions e.g. phonics
- Support around school e.g. forest upkeep.

EYFS Fund £1 a week

- Reception fund is a donation of £1 a week. This fund is used to purchase new resources for the children or ingredients for playdough, cooking and snack.



Pupil Premium



- You may also know this as 'free school meals'
- All children in reception, year 1 and 2 receive universal free school meals.
- This does not mean you don't need to apply. Parents receiving any benefits could help the school receive further pupil premium funding.
- We would like ALL parents to complete the online form to see if we can receive further funding to support our children.

[https://emsonline.sunderland.gov.uk/CitizenPortal LIVE/en](https://emsonline.sunderland.gov.uk/CitizenPortal_LIVE/en)

Paperwork!

- You will have been asked to complete several forms upon arrival.
- It is vital that we have these **BEFORE** your children start school. Without this information your children may not be able to start school.
- It is also important to keep us up to date e.g. emergency contact numbers.
- Please complete forms and hand them to the office.



Home and School



- Both you and your child will be asked to sign a home school agreement.
- This is a partnership between us; we all want the best for your child.
- If you have any problems or issues, please come and talk to us.
 - Please don't discuss things on Facebook, twitter or other social media. Often situations are misunderstood and it's best to get the full story.

School Nurse

- *Our school nurse visits the children several times through the reception year.*
 - *Heights and weights*
 - *Eye test*
 - *Hearing test*
 - *Teeth check*
 - *Flu vaccinations*
- *We can also contact the nurse tam if there are any concerns you would like to discuss or require advice.*



Needs of Children

- *If there is anything you feel we need to know about your child before they start school in September, please get in touch. We would like to ensure we meet the needs of all our children from the day they star.*



Thank you for choosing
our school

